

# Nationwide HOUSE PRICE INDEX



[www.nationwidehousepriceindex.co.uk](http://www.nationwidehousepriceindex.co.uk)

February 2021

## Annual house price growth rebounds in February

- Annual house price growth rebounded to 6.9% from 6.4% in January
- Prices up 0.7% month-on-month, more than erasing the small decline seen in January
- Average price of £231,061 highest on record

“As a result, the outlook for the housing market is unusually uncertain. There is scope for shifting housing preferences to continue to boost activity, especially if there is further policy support in the Budget. Nevertheless, if labour market conditions weaken as most analysts expect, it is likely that the housing market will slow in the months ahead.”

Headlines	Feb-21	Jan-21
Monthly Index*	464.7	461.4
Monthly Change*	0.7%	-0.2%
Annual Change	6.9%	6.4%
Average Price (not seasonally adjusted)	£231,068	£229,748

\* Seasonally adjusted figure (note that monthly % changes are revised when seasonal adjustment factors are re-estimated)

### Commenting on the figures, Robert Gardner, Nationwide's Chief Economist, said:

“February saw the annual rate of house price growth rebound to 6.9%, from 6.4% in January. House prices rose by 0.7% month-on-month, after taking account of seasonal effects, more than reversing the 0.2% monthly decline recorded in January.

“This increase is a surprise. It seemed more likely that annual price growth would soften further ahead of the end of the stamp duty holiday, which prompted many people considering a house move to bring forward their purchase.

“While the stamp duty holiday is not due to expire until the end of March, activity and price growth would be expected to weaken well before that, given that the purchase process typically takes several months (note that our house price index is based on data at the mortgage approval stage).

“It may be that the stamp duty holiday is still providing some forward momentum, especially given the paucity of properties on the market at present. Shifts in housing preferences may also be providing a more significant boost to demand, despite the uncertain economic outlook.

“Many peoples’ housing needs have changed as a direct result of the pandemic, with many opting to move to less densely populated locations or property types, despite the sharp economic slowdown and the uncertain outlook.

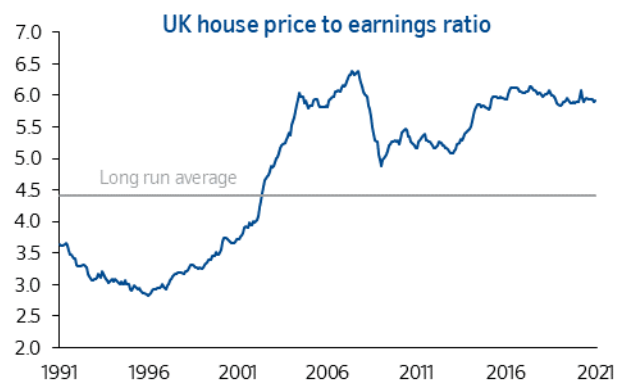
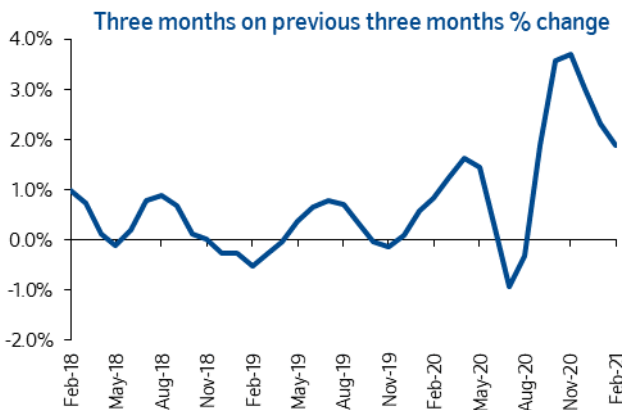
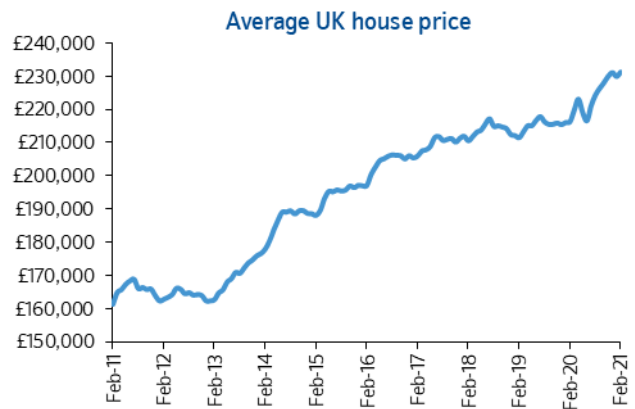
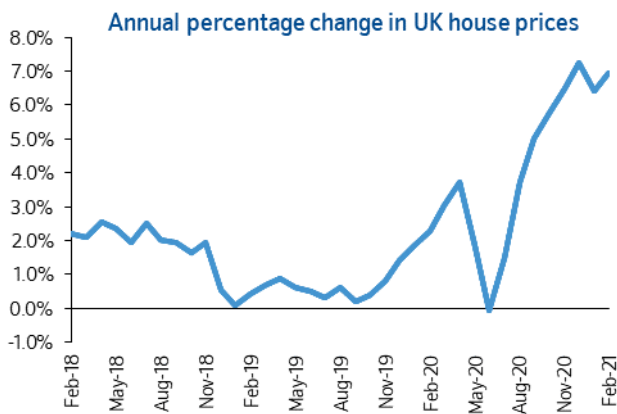
## Monthly UK House Price Statistics

	Monthly % Change Seasonally Adjusted	3 Month on 3 Month % Change	Annual % Change	Average Price
Feb-19	-0.2	-0.5	0.4	211,304
Mar-19	0.1	-0.3	0.7	213,102
Apr-19	0.4	0.0	0.9	214,920
May-19	0.2	0.4	0.6	214,946
Jun-19	0.3	0.6	0.5	216,515
Jul-19	0.3	0.8	0.3	217,663
Aug-19	-0.2	0.7	0.6	216,096
Sep-19	-0.3	0.3	0.2	215,352
Oct-19	0.1	0.0	0.4	215,368
Nov-19	0.3	-0.1	0.8	215,734
Dec-19	0.1	0.1	1.4	215,282
Jan-20	0.6	0.6	1.9	215,897
Feb-20	0.2	0.8	2.3	216,092
Mar-20	0.8	1.2	3.0	219,583
Apr-20	1.1	1.6	3.7	222,915
May-20	-1.5	1.4	1.8	218,902
Jun-20	-1.5	0.2	-0.1	216,403
Jul-20	1.8	-0.9	1.5	220,936
Aug-20	2.0	-0.3	3.7	224,123
Sep-20	0.9	1.9	5.0	226,129
Oct-20	0.8	3.6	5.8	227,826
Nov-20	0.9	3.7	6.5	229,721
Dec-20	0.9	3.0	7.3	230,920
Jan-21	-0.2	2.3	6.4	229,748
Feb-21	0.7	1.9	6.9	231,068

### New website

A full series of this data and the rest of our house price data, alongside our monthly and quarterly reports can now be found at [www.nationwidehousepriceindex.co.uk](http://www.nationwidehousepriceindex.co.uk)

Media enquiries to: Robert Gardner, Chief Economist, [robert.gardner@nationwide.co.uk](mailto:robert.gardner@nationwide.co.uk)  
Mike Pitcher, Media Relations Manager, [mike.pitcher@nationwide.co.uk](mailto:mike.pitcher@nationwide.co.uk)



Source: Nationwide, ONS

## Notes

Indices and average prices are produced using Nationwide's updated mix adjusted House Price Methodology, which was introduced with effect from the first quarter of 1995. The data is drawn from Nationwide's house purchase mortgage lending at the post survey approvals stage. Price indices are seasonally adjusted using the US Bureau of the Census X12 method. Currently the calculations are based on a monthly data series starting from January 1991. Figures are recalculated each month which may result in revisions to historical data.

More information on the house price index methodology along with time series data and archives of housing research can be found at [www.nationwidehousepriceindex.co.uk](http://www.nationwidehousepriceindex.co.uk)

## Legal Information

The Nationwide House Price Indices are prepared from information that we believe is collated with care, but no representation is made as to their accuracy or completeness. We reserve the right to vary our methodology and to edit or discontinue the indices at any time, for regulatory or other reasons.

**Persons seeking to place reliance on the Indices for any purpose whatsoever do so at their own risk and should be aware that various factors, including external factors beyond Nationwide Building Society's control might necessitate material changes to the Indices.**

The Nationwide House Price Indices may not be used for commercial purposes including as a reference for: 1) determining the interest payable, or other sums due, under loan agreements or other contracts relating to investments 2) determining the price at which investments may be bought or sold or the value of investments or 3) measuring the performance of investments.

Nationwide Building Society is the owner of the trade mark "Nationwide" and all copyright and other rights in the Nationwide House Price Indices.

The application of the IOSCO Principles on financial benchmarks to the NHPI is more fully set out in our [statement regarding IOSCO Principles](#). Nationwide considers that its arrangements for administration of the NHPI comply with the IOSCO Principles in a proportionate manner having regard to the nature of the index.

Commentary and other materials posted on our website are not intended to amount to advice on which reliance should be placed or an offer to sell or solicit the purchase by you of any products or services that we provide. We therefore do not accept any liability or responsibility arising from any reliance placed on such materials by any visitor to our website, or by anyone who may be informed of any of its contents.

Media enquiries to: Robert Gardner, Chief Economist, [robert.gardner@nationwide.co.uk](mailto:robert.gardner@nationwide.co.uk)  
Mike Pitcher, Media Relations Manager, [mike.pitcher@nationwide.co.uk](mailto:mike.pitcher@nationwide.co.uk)