

Current Account Switch Service

Your guide to switching your current account to us



Nationwide

Building Society

CURRENT ACCOUNT

SWITCH
GUARANTEE



Switch your current account to us in just 7 working days

Does the thought of switching current accounts sound like a nightmare? Well, it doesn't have to be. That's because we'll do everything we can to make the switch as smooth as possible – you might find it surprising how little you need to do.

Once your account has been opened and we've checked it's up and running (this usually takes 3 working days), the Current Account Switch Service then allows you to switch your current account to us in 7 working days – and it's all backed by the Current Account Switch Guarantee.

If your bank or building society doesn't use the Current Account Switch Service

You can still move your current account to us but your switch won't be covered by the Current Account Switch Guarantee.

If you're not sure whether your current bank or building society is part of the Current Account Switch Service, just ask us when you start your switch.

For more information about switching your account, please ask in branch or go to nationwide.co.uk/current-account-switching

Why banking with Nationwide is so different

If you save or have a mortgage with us, you'll already be a member of our Society. And if not, you'll become one when you switch your current account to us.

As members, we help each other get more from our money, buy homes, provide for our futures and give back to our communities. And as there are 15 million of us, we can achieve things together we couldn't achieve on our own.

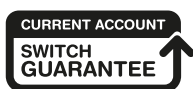
You can find out more at nationwide.co.uk/about/why-choose-nationwide/all-about-membership or just ask in branch.

Switch your current account and become part of something special – we'd love to welcome you.

Switching made easy with the Current Account Switch Service

- We'll set up your direct debits and regular payments for you, saving you time and stress.
- We'll keep you up to date the whole way through, if you want us to – all we need is your mobile number or email address.
- We'll arrange to transfer any remaining balance from your old account to your new account.
- We can arrange a payment to your old bank (up to a maximum limit agreed by you) to cover any existing arranged overdraft or charges, as long as you have enough money in your new account.
- If you're overdrawn, you may be able to transfer your arranged overdraft balance to us. We'll just need to check we're happy to do this first, depending on our view of your circumstances. If we do offer you an arranged overdraft, the rate may be different to the one your current provider charges.
- Your old account will close and any payments sent to or from this account will automatically redirect, covering any payments you may have. If you have regular payments you make using your old account's debit card number, your old bank won't know about your new account's debit card number. This means they won't be able to transfer those payments to your new account. For this reason, it's a good idea to contact the person or organisation you pay regularly and set up new recurring payments from your new account. Doing this will make sure any services you receive, such as broadband, aren't interrupted.
- If you've signed up for Paym* with your old bank or building society, you just need to sign up again. *Paym is a free service that lets you send and receive money securely to and from your friends and family using just a mobile phone number. Other providers might give this service another name. If you'd like to sign up with Nationwide, visit [nationwide.co.uk](https://www.nationwide.co.uk)

You'll be covered by the Current Account Switch Guarantee the whole way through.




Third party providers

If you have given permissions to Third Party Providers to make payments on your behalf, or to access your financial data, access to these services won't be transferred automatically to your new account as part of the Current Account Switch Service.

1. Before you close your old account, check whether you have any Third Party Provider permissions set up and if so, who with.
2. Once your new account is open you can give your permission to the Third Party Provider to access your new account by providing them with your new account details. You will need to contact the Third Party Provider directly yourself to set this up.
3. If you are unsure as to whether Nationwide will support the Third Party Provider permissions on your account, you will need to discuss this ahead of your switch with us and we will be able to advise you of this.

Please check your Nationwide's terms and conditions for more information about Third Party Providers.

Current Account Switch Guarantee



The Current Account Switch Service has been designed to let you switch your current account from one bank or building society to another in a simple, reliable and stress-free way. It will only take seven working days.

As your new current account provider we offer the following guarantee:

- The service is free to use and you can choose and agree your switch date with us.
- We will take care of moving your payments going out (for example, your Direct Debits and standing orders) and those coming in (for example, your salary).
- If you have money in your old account, we will transfer it to your new account on your switch date.
- We will arrange for payments accidentally made to your old account to be automatically redirected to your new account. We will also contact the sender and give them your new account details.
- If there are any issues in making the switch, we will contact you before your switch date.
- If anything goes wrong with the switch, as soon as we are told, we will refund any interest (paid or lost) and charges made on either your old or new current accounts as a result of this failure.

Crystal
Mark
20785



Clarity approved by
Plain English Campaign

Here's what will happen when you switch with us

Working Day 1

We request payment details from your old bank or building society

Working Days 2/3

We receive details of outgoing payments from your old bank or building society

Working Days 4-6

We set up payment arrangements on your new account. If you're registered for Paym, this will be automatically cancelled. If you'd like to sign up with Nationwide, **visit [nationwide.co.uk](https://www.nationwide.co.uk)**

Working Day 7 - You're Switched

Your direct debits and standing orders transfer from your old bank or building society. By midday, your remaining balance from your old account transfers over and your new account is up and running.

Your old bank or building society will cancel your cards and close your old account

After Working Day 7

We redirect payments into and out of your old account. Payments going in, such as your salary or pension, are included in this, and we'll tell the organisation who is making the payment about your new account details so they can update their records.

Keep up to date the whole way through

Provide us with your email address or mobile phone number and we'll let you know how the switch is going. We'll also send you a letter once your switch is all done.

What we'll send you or how we'll be in touch

- We'll text or email you letting you know we've started your switch.
- We'll text, email or send you a letter to let you know we've got your payment arrangements and confirm the switch date.
- If you're opening a new account with us, we'll send you everything you need to get started including your card, PIN and online registration details.
- We'll text or email you once your balance is transferred to let you know that's the switch all done. We'll also send you a letter with a list of your transferred payments.
- If you'd like to find out more about how we use your personal information, please ask us in branch or visit nationwide.co.uk/privacy

Another way to transfer your account

If you'd like to keep your old account open and manage your balance transfer, then a 'partial switch' could be right for you.

- All your direct debits and regular payments will be set up for you.
- Switching this way can take up to 20 working days to complete but we can keep you updated by text or email throughout – all we need is your mobile number or email address.
- You'll need to arrange for any payments going into your account (such as your salary or pension) to be transferred.
- You'll need to keep money in both your old and new account to cover any payments as this service does not offer automatic redirection.
- You'll need to contact any companies that haven't updated their records so future payments are taken from your Nationwide current account.

The Current Account Switch Guarantee, the Current Account Switch Agreement and the Current Account Closure Instruction don't apply to a partial switch.

Manage your money with Internet Banking

Our internet banking service is a great way to keep track of your money and your switch.

And you can view a list of your payments so you can see what's moved across to your new account (some payments will only show once the first payment has been taken from your account).

Internet banking makes it simple to set up new bill payments or standing orders. Our Banking app, allows you to manage your money on the move and use our Paym service to send and receive money securely to and from your friends and family using just a mobile phone number.

To sign up for the Internet Bank, visit nationwide.co.uk/internet_banking

Current Account Switch Agreement



- (A) This Current Account Switch Agreement (“Agreement”) is made between you (the individual(s) or entity who or which demonstrates consent to its terms) and us, Nationwide Building Society. Head Office: Pipers Way, Swindon, Wiltshire SN38 1NW.
- (B) The Agreement is made up of the Consent, the Service Conditions and information about Your Right to Cancel the Agreement. Please read it carefully as you will be legally bound by it. If you do not understand any part of it, please contact us (please refer to section 4 for details of how to do this).
- (C) The Agreement will end 3 years after your selected Switch Date, e.g. if your Switch Date is 10th October 2016, this Agreement would end on the 9th October 2019; or if your switch date was 8th October 2013 this agreement will end on 7th October 2016. In some circumstances, the Agreement may automatically be extended in accordance with clause 1.14 of the Agreement.
- (D) In this Agreement:
- Your “New Account” is the account held with us that you are switching to.
 - Your “Old Account” is the account that you are switching from at your Old Bank.
 - Your “Old Bank” is the bank, building society or other payment account provider displaying the Current Account Switch Service Trustmark that you are switching from.
 - The “Switch Date” is the date that we will arrange for any credit balance to be transferred from your Old Account to your New Account. We will complete the switch of information about your payment beneficiaries and your regular payment mandates from your Old Bank to your New Account on the same day. The Switch Date must be a working day and not a bank holiday that is observed by either your Old Bank or us.
 - For the Current Account Switch Service a ‘Current Account’ means an account in pounds (GBP) held in the name of one or more persons and used to make or receive payments.

Your obligations

You (or each of you, if more than one of you is required to authorise your account switch) agree and confirm that:

- You will be bound by the terms of this Agreement (made up of this Consent, a Data Privacy notice, the Service Conditions and information about Your Right to Cancel the Agreement) when you sign it and return it to us.
- You have given your consent for us to switch your Old Account, which is a qualifying current account in pounds, to your New Account.
- You have satisfied yourself that your New Account meets your needs and delivers the services you require even although the protections, features and benefits may not be the same as your Old Account.
- You will select and agree a Switch Date with us.
- The switch process begins 6 working days before the Switch Date.
- You have provided us with an Account Closure Instruction for your Old Account which cannot be reversed or cancelled by you any later than the close of business 7 working days before the Switch Date.
- You have given your consent to the redirection of all payments to and from your Old Account to be made to and from your New Account for 3 years after your Switch Date, or longer in accordance with clause 1.14 of the Agreement.
- You have familiarised yourself with the Privacy Notice which explains what we and your Old Bank will use your information for and is separate to this Agreement.
- All information that you have given to us for the purposes of the switch is complete and correct.

Service Conditions

1. The Current Account Switch Service

- 1.1 The Current Account Switch Service Guarantee is issued by us after you have consented to this Agreement and Account Closure Instruction. This means that if you have any questions regarding your switch these should be directed to us, unless otherwise advised.
- 1.2 There is no charge for the Current Account Switch Service, although there may be other taxes or costs that are not charged by us or paid via us.
- 1.3 You can change the Switch Date at any time up until the close of business 7 working days before the Switch Date that you have previously agreed with us.

- 1.4 The switch process begins 6 working days before the Switch Date. We will tell you that the switch is underway and when it is completed, and also if there is any reason why your switch request cannot be initiated or completed.
- 1.5 We will ensure that your existing regular payment mandates directly linked to your old account (e.g. Standing Orders, Direct Debits and bill payment mandates) are set up on your New Account and details of your existing payment beneficiaries are transferred to your New Account. In cases where we cannot match the payment frequency of your existing regular payment mandates, we will contact you to agree alternative arrangements. **Note: If you have arranged to make recurring payments using your Old Account debit card number, your Old Bank won't know your New Account debit card number so won't be able to transfer these to your New Account. This means that there is no guarantee that payment requests sent to your Old Account will be redirected to your New Account. The supplier may contact you to request the details of your New Account debit card. We recommend that you contact the supplier to set up a new recurring payment to ensure any service you receive (e.g. insurance) is not interrupted.**
- 1.6 We will also transfer any future dated payments (e.g. with a due date after your Switch Date) that you set up on your Old Account more than 6 working days before your Switch Date to your New Account to ensure these are made on the date originally requested.
- 1.7 The regular payment mandates that we will set up on your New Account as part of the switch will be in operation from the day after the Switch Date.
- 1.8 If you have any existing regular payment mandates that are in a foreign currency, or that quote a BIC or IBAN, these won't be switched to your New Account automatically. If we can facilitate foreign currency mandates, or ones that quote a BIC or IBAN, you will have to provide us with the relevant details separately so that we can set up them up on your New Account.
- 1.9 If you make any changes to your regular payment mandates on your Old Account or set up any new payment beneficiaries on your Old Account on or after the 6th working day before the Switch Date you must tell us, otherwise these changes will not be implemented on your New Account.
- 1.10 Your Old Bank will forward any funds remaining in your Old Account to your New Account on the Switch Date. There may be a short period when the balance is being transferred when it will not be possible to access the funds being transferred.

- 1.11 Funds will be retained by your Old Bank to cover any transactions made before the Switch Date on your Old Account which are still in the process of being cleared on the Switch Date. On the day that your Old Bank no longer needs to retain funds to cover transactions that are being cleared, it will transfer them to your New Account and they will be credited to your New Account no later than the next working day. Funds will also be retained by your Old Bank to cover debit card transactions that have already been authorised but which have not yet been paid out of your Old Account.
- 1.12 If you have outstanding debt on your Old Account (including any fees or charges) after the Switch Date, your Old Bank will tell you. You are liable for any outstanding debt on your Old Account remaining after the Switch Date.
- 1.13 For 3 years after the Switch Date if your Old Bank receives payments or requests for payments which relate to your Old Account, subject to compliance with applicable laws, it will redirect these to your New Account. However, if there is an outstanding debt on your Old Account, your Old Bank is entitled to use any funds or payments it receives (including by cheque) in full or part settlement of the debt on your Old Account. The originators of any redirected payments or payment requests will be advised of your New Account details.
- 1.14 In the unlikely event that payments continue to be redirected to your New Account during the 13 months leading up to the end of the 3 year redirection period we will automatically extend the redirection service and the term of this Agreement until such time as there is a 13 month period when no Direct Debits, Bacs Direct Credits or Faster Payment transactions have been automatically redirected by the central redirection service. Consequently payments made with intervals of more than 13 months will be disregarded.
- 1.15 For 3 years after the Switch Date, or longer in accordance with clause 1.14 of the Agreement, payments received in pounds from within the UK by your Old Bank will be redirected and credited to your New Account on the same working day that they were received by your Old Bank.
- 1.16 For 3 years after the Switch Date, or longer in accordance with clause 1.14 of the Agreement, payments received by your Old Bank in any currency other than pounds will be redirected in the same currency as your Old Bank receives them on the day that the funds are made available to your Old Bank. In certain circumstances it may be necessary for your Old Bank to redirect the payment to us in pounds. If this happens the Old Bank will provide us with full details of the exchange rate used and we will tell you.

- 1.17 Both we and your Old Bank have cut-off times (which may vary depending on the currency of the payment received) after which any payments received are treated as being received on the following working day. For details of your Old Bank's cut-off times you should contact your Old Bank and for details of our cut-off times you should contact us (please refer to section 4 for details of how to do this).
- 1.18 You can stop any payment(s) being redirected by your Old Bank to your New Account by contacting us (please refer to section 4 for details of how to do this). You need to do this by close of business on the working day before you expect the payment to be received by your Old Bank. **However, please be aware that if you stop your Old Bank redirecting a payment to us, this will mean that your Old Bank will stop redirecting any and all future payments and requests for payments to us from that date. Instead, any payments made to, or requests for payments from, your Old Account will be returned to the payment originator with the reason "account closed".**
- 1.19 If you have used your Old Account debit card before the Switch Date to make payments which have not been authorised and paid by your Old Bank out of your Old Account before the Switch Date, we will pay them out of your New Account (subject to the availability of funds).
- 1.20 If any cheques drawn by you on your Old Account have not been presented to your Old Bank for payment before the Switch Date, we will pay them out of your New Account (subject to the availability of funds). This is dependent on whether or not we are a cheque issuing bank and we have advised you in advance that we will not pay cheques drawn on another bank.
- 1.21 If you have asked your Old Bank to cancel a cheque drawn on your Old Account and you change your mind, we may not be able to cancel that instruction. If you wish to cancel a cheque drawn on your Old Account after the Switch Date you must contact us (please refer to section 4 for details of how to do this) to make this request.
- 1.22 You must not use your Old Account chequebook and debit card details after the Switch Date and you should destroy your Old Account chequebook and debit card promptly after the Switch Date.
- 1.23 The Current Account Switch Service does not include payment arrangements that are held by third party providers. If you think you may have any payment arrangements like this please contact us for advice.

1.24 In the event that your Old Bank withdraws from the service and your old sort code is no longer able to receive payments because it is withdrawn from the UK payment systems the redirection service will no longer be available with effect from the date your old sort code is removed from the UK payment system.

2. Errors and Complaints

- 2.1 You will see details of any funds transferred and any forwarded or redirected payments in the next statement that you receive for your New Account. You should check your statement carefully and let us know as soon as possible if you think there has been an error or if funds haven't been transferred or a payment hasn't been forwarded or redirected as expected.
- 2.2 If something goes wrong with the Current Account Switch Service (for example if a payment is not redirected, is redirected incorrectly, or is lost), we will correct the error, you will receive a refund of any interest and/or charges incurred, paid or lost on your Old Account or your New Account as a result of the failure and we will notify you of any action we have taken and the outcome.
- 2.3 If you have a complaint about the Current Account Switch Service it should be raised with us in the first instance (please refer to section 4 for details of how to do this) and we will deal with it as quickly as possible under our internal complaints procedure, copies of which are available on request. We will tell you if we pass your enquiry on to your Old Bank and advise you how we intend to deal with your complaint from that point.
- 2.4 If we do not resolve your complaint to your satisfaction, you may be able to refer it to the Financial Ombudsman Service, which is the independent service for settling disputes between consumers and businesses providing financial services. Their contact details are:

Address: Exchange Tower, London, E14 9SR

Telephone: **+44 (0)800 023 4567**

Email: complaint.info@financial-ombudsman.org.uk

3. This Agreement

- 3.1 We will give you at least 2 months' notice of changes to the redirection services provided under this Agreement. If you are not happy with the changes, you should tell us and you will be able to end the Agreement immediately and without charge before the changes take effect. If we do not hear from you, we will treat you as having accepted the changes. We may make changes:
- to respond proportionately to changes in general law or decisions of the Financial Ombudsman Service;
 - to meet regulatory requirements;
 - to reflect new industry guidance and codes of practice which improve consumer protection;
 - to reflect the introduction of or changes to technologies or other innovations or changes to payment systems or schemes; and
 - to help us introduce new or improved systems, methods of operation and new features or services that may benefit you.
- 3.2 If you ask us, we'll provide you with a further copy of this Agreement.
- 3.3. You can end this Agreement at any time by contacting us. If you end this Agreement all payment redirection activities will stop (see paragraph 1.18 above for what will happen if payment redirection activities stop).
- 3.4 We will stop the switch and/or suspend redirection activities if we have reasonable grounds to suspect fraud perpetrated by a third party or we consider it appropriate for your protection or to comply with our statutory duties. Unless we are unable to contact you or there is a legal reason or other circumstances beyond our control preventing us from doing so, we will tell you before taking this action and provide our reasons for doing so. If we are unable to contact you beforehand, where possible we will do so as soon as we can afterwards. You are responsible for all losses incurred by you if you have acted fraudulently.
- 3.5 We may, at any time, transfer to any person or business any or all of our rights and duties under this Agreement. We will only do this if you are no less favourably treated after the transfer than beforehand.
- 3.6 If your address is in Scotland or Northern Ireland, the laws of Scotland or Northern Ireland apply to this Agreement and the courts of Scotland or Northern Ireland may settle any related dispute. If you live elsewhere, the laws of England apply to this Agreement and the courts of England and Wales have non-exclusive jurisdiction to settle any related dispute.

4. Contacting Us

4.1 You can contact us by:

- visiting your local branch
- visiting **nationwide.co.uk**
- telephoning us on **03457 30 20 11**

4.2 We will only communicate with you in English and we will use the contact details you have given us to contact you by phone, post, by email or by text.

4.3 Our head office details are: Nationwide Building Society, Head Office, Pipers Way, Swindon, Wiltshire SN38 1NW.

4.4 We are authorised and regulated by the Financial Conduct Authority (Payment Services Register number 106078).

5. Your Right to Cancel this Agreement

You have a 14 calendar day period in which you can contact us to cancel this Agreement. The 14 day period begins the day after you authorise us to switch your account, unless you have agreed to the switch before receiving this Agreement for signature (e.g. online or over the phone), in which case the 14 day period begins the day after you receive this Agreement. If you cancel this Agreement, any account switch processes already completed cannot be reversed or unwound.

The following points describe what will happen if you exercise this right to cancel the Agreement at key times during the switch.

1. At least 7 working days before the Switch Date:

- You can continue to use your Old Bank account because it will not be closed.
- Details of the payment beneficiaries and regular payment mandates on your Old Account will not be transferred to your New Account.
- No balance transfer will take place.
- No payment redirection activities will be undertaken.

2. During the 6 working days before the Switch Date:

- Your Old Account will be closed from the Switch Date because your Account Closure Instruction cannot be cancelled.
- Details of the payment beneficiaries and regular payment mandates on your Old Account will still be transferred to your New Account and you will need to contact us (please refer to section 4 for details about how to do this) if you wish to cancel any of them. Please note that if you decide to cancel any payment arrangements with us it does not mean they will remain available to you at your Old Bank.

- The transfer of your Old Account balance to your New Account will be stopped provided we have enough time to notify your Old Bank that you have cancelled the Agreement before your Old Bank closes for business on the working day before the Switch. Your Old Bank will contact you to find out where you would like your money (e.g. the credit balance in your Old Account) to be sent.
- No payment redirection activities will be undertaken after the Switch Date.

3. On the Switch Date, or later (and within the 14 day cancellation period):

- Your Old Account will be closed from the Switch Date because your Account Closure Instruction cannot be cancelled.
- Details of the payment beneficiaries and regular payment mandates on your Old Account will still be transferred to your New Account and you will need to contact us (please refer to section 4 for details about how to do this) if you wish to cancel any of them.
- The balance transfer from your Old Account to your New Account will have been completed.
- No payment redirection activities will be undertaken after the day that you cancel this Agreement.

If you change your mind after the switch has started, you might want to consider waiting until after the Switch Date. You can then request another bank, building society or payment account provider to switch your account from us. Please note that you may not be able to switch back to your Old Bank or to the type of current account you held with your Old Bank.

To: Nationwide Building Society (my “New Bank”)



Current Account Switch Service - Account Closure Instruction

In this Agreement:

- Your “New Account” is the account held with us that you are switching to.
- Your “Old Account” is the account that you are switching from at your Old Bank.
Your “Old Bank” is the bank, building society or other payment account provider displaying the Current Account Switch Service Trustmark that you are switching from.
- The “Switch Date” is the date that we will arrange for any credit balance to be transferred from your Old Account to your New Account. We will complete the switch of information about your payment beneficiaries and your regular payment mandates from your Old Bank to your New Account on the same day. The Switch Date must be a working day and not a bank holiday that is observed by either your Old Bank or us.
- For the Current Account Switching Service a ‘Current Account’ means an account in pounds (GBP) held in the name of one or more persons and used to make or receive payments.

Please instruct my Old Bank that I wish to close my Old Account because I am switching my current account to my New Account with you.

By consenting I/we (if more than one of us is required to authorise this account closure instruction)

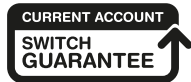
understand as follows:

1. My Switch Date is the date my switch completes and I will agree my Switch Date with my New Bank.
2. I confirm that I have satisfied myself that my New Account meets my needs and delivers the services I require even although the protections, features and benefits may not be the same as my Old Account.

3. Unless I have outstanding debt on my Old Account, closure of my Old Account will be effective from my Switch Date. **I understand that, whether or not I have an outstanding debt on my Old Account, my Old Account will not be available for use from my Switch Date,** even if I:
 - decide to close my New Account; or
 - change my mind about the switch.
4. By closing my Old Account I am withdrawing my authority for any regular payment mandates on my Old Account (as I am transferring this authority to my New Account).
5. If I make any changes to the regular payment mandates on my Old Account or set up any new payment beneficiaries on my Old Account on or after the 6th working day before my Switch Date I must tell my New Bank, otherwise those changes or new regular payments will not be implemented on my New Account.
6. As at my Switch Date, any benefits or services associated with, or dependent upon, my Old Account (e.g. travel insurance or preferential rates) will terminate.
7. My Old Bank will retain enough funds to cover:
 - transactions made on my Old Account before my Switch Date which are still in the process of being cleared on my Switch Date, until those transactions have cleared; and any debit card transactions (where applicable) that have already been authorised but which have not yet been paid out of my Old Account.
8. I must not write any cheques on my Old Account or use the debit card for my Old Account after my Switch Date, and I will promptly destroy my old cheque book(s) and debit card(s) for my Old Account after my Switch Date.
9. Any cheque that I pay into my Old Account before my Switch Date will be cleared through my Old Account and the cheque value will be transferred to my New Account when it has cleared.
10. After my Switch Date:
 - I should contact my New Bank if I want to cancel a cheque drawn on my Old Account; and
 - I may not be able to remove any existing cancellation instruction on a cheque drawn on my Old Account.

11. If I have outstanding debt on my Old Account (including any fees or charges) after my Switch Date, my Old Bank will tell me. In such circumstances:
 - my Old Bank will block my Old Account and I will not be able to carry out any further transactions on it, with the exception of repaying the outstanding debt; and
 - the terms and conditions of my Old Account will continue to apply until I have repaid the outstanding debt in full, at which time my Old Account will be closed.
12. If there is an outstanding debt on my Old Account after my Switch Date, my Old Bank will be entitled to use any funds or payments it receives (including by cheque) in full, or part, settlement of the debt on my Old Account.
13. For 3 years after my Switch Date, or longer in accordance with clause 14 below, if my Old Bank receives payments or requests for payments it will redirect these to my New Bank (e.g. all incoming credits and Direct Debit requests). However, my Old Bank will still have to comply with applicable laws (for example relating to fraud, money laundering etc.), so in certain circumstances it may not be permitted to do so.
14. In the unlikely event that payments continue to be redirected to my New Account during the 13 months leading up to the end of the 3 year redirection period, the redirection service and the term of this Agreement will automatically be extended until such time as there is a 13 month period when no Direct Debits, Bacs Direct Credits or Faster Payment transactions have been automatically redirected by the central redirection service. Consequently, payments made with intervals of more than 13 months will be disregarded.

Current Account Switch Data Privacy Notice



YOUR INFORMATION; HOW WE USE IT

In order to fulfil your Current Account Switch in accordance with the terms of the Current Account Switch Agreement, we collect, process, share and keep your information. This privacy notice sets out everything you need to know about what happens to your information when you choose to use the Current Account Switch Service.

Capitalised words are defined either in this privacy notice or in the Current Account Switch Agreement.

1 Starting the switch

1.1 Information we process

When you set up your new current account with us, we collect and process your name, address, contact details, and give you a new account number and sort code. If your new account is a joint account, we also collect and process the joint account holder's name, address and contact details. Together, this is your New Bank Information.

2 During the switch

2.1 Use of your information

When we receive your signed Current Account Switch Agreement, we send your New Bank Information, to your Old Bank to make sure that the correct account with your Old Bank will be closed and all regular payment arrangements are switched to your new current account with us. We will also send your Current Account Switch Agreement and Account Closure Instruction to your Old Bank if they request it.

When your Old Bank receives your New Bank Information from us, they send us your old bank account information so we can set up your regular payment arrangements on your new current account. Regular payment arrangements means standing orders, Direct Debits and future dated payments, un-presented cheques pre-dating the switch, as well as details of the payment arrangements that you set up using your Old Bank online banking system (including mobile banking Apps) more than 6 working days before your switch date.

We collect, process, share and retain your information because you have signed the Current Account Switch Agreement and requested a switch. If for any reason you object to us processing your information we cannot fulfil your switch request.

We also use your information to deal with any queries you may have during or after the switch process and any queries relating to your regular payment arrangements. This is to ensure that you are happy with the switch service and your regular payment arrangements continue to operate successfully.

2.2 Sharing your Information

In addition to sharing your New Bank Information with your Old Bank, we also share your New Bank Information with payment system operators and the provider of the payment system software. We do this so that any regular payments initiated using automated, online and telephone banking means or single payments made by cheque whether made by you, or received by you, will continue to be made from or received into your new current account. It also helps us resolve any queries you may have. This ensures that your switch makes no difference to the people and organisations you are paying or receiving payments from.

We will also share your New Bank Information with organisations that you have payment arrangements with in circumstances where we are dealing with regular payment arrangement complaints.

3 After your switch

3.1 Keeping your information

Your New Bank Information is used by us for a number of purposes. The Current Account Switch Service is only one of those purposes. Your information that relates solely to the Current Account Switch Service will be kept by us so that we can complete the switch and address any future queries or disputes relating to your switch. These include queries or disputes relating to any of your payment arrangements.

We understand our legal obligations relating to your information which include minimum retention periods for accounting and legal documents. Where it is possible to minimise or reduce the amount of your information that is stored, we make sure this takes place.

4 At any time

4.1 Contacting us

You can contact us by:

- visiting your local branch
- visiting **nationwide.co.uk**
- telephoning us on **03457 30 20 11**

4.2 Your Information Rights

You have a number of rights in relation to your information.

You can:

- I. Access and obtain a copy of your information;
- II. Require us to change incorrect or incomplete information;
- III. Require us to delete or stop using your information but only where the information is no longer necessary for the purposes of the switch; and
- IV. Object to us using your information but only where we no longer need to process it.

Please use the contact us details above if you wish to exercise any of your rights. Where possible we will let those organisations we share your information with know if we make any changes to your information, delete it or stop processing it.

If you believe that we have not complied with our data processing obligations, you can complain to the Information Commissioner, the data protection regulator in the UK. Website ico.org.uk and telephone number **0303 123 1113**.

4.3 Multiple accounts only

Your Old Bank sends us details of your regular payment arrangements. These can include details of regular payment arrangements relating to all accounts you have with your Old Bank, not just the account you have chosen to switch. We recommend you check with your Old Bank to understand if this applies your Old Bank account before you decide to use the switch service.

Frequently asked questions

What if I change my mind?

You can cancel your switch up to seven working days before your switch date. If you do want to cancel, speak to your new bank, who can guide you through this process.

What point are you able to use your old card up to?

You can use your card up until working day 7. On this day your old bank will cancel your cards and close your old account.

Can I switch my current account if I am overdrawn?

Yes. You will need to agree any arranged overdraft facilities you require with us. Alternatively, we may be able to provide facilities to help you pay off any existing arranged overdraft you may have, subject to our normal lending criteria. If you do not come to an agreement with us you must make separate arrangements to repay your existing arranged overdraft before you switch.

Will I have to pay any fees or charges on my old account?

Charges (including debit interest) and fees may be applied to your old account, without giving you the usual notice. To find out more, please contact your old bank.

What happens to any funds that haven't cleared yet?

All cleared funds will be transferred by midday on day 7 of your switch. Any funds not yet cleared, such as cheques just paid in, will be transferred once they've cleared.

What happens to any debit card transactions or direct debits that I have asked my old bank to stop?

The Current Account Switch Service will not interfere with this process and any debit card or direct debit transactions that you have asked your bank to stop should remain stopped after your switch.

What happens to payments that people send to my old account?

All incoming and outgoing payments will be automatically redirected to your new account. Each time a payment is redirected, an automatic message is sent back to the originator advising them of your new account details so they can update their records. Some organisations may contact you directly to confirm your details have changed. If you do not want your new details to be given to someone who sends a one-off payment, contact your new bank.

For more details, visit

nationwide.co.uk/current-accounts/switch

Just ask in branch

Call **03457 30 20 11**

Visit **nationwide.co.uk/current_account**



Nationwide cares about the environment - this literature is printed in the UK with biodegradable vegetable inks on paper from FSC® certified and other controlled material.

We are able to provide this document in Braille, large print or audio format upon request. Your local branch will arrange this for you or you can contact us on **03457 30 20 11**.

Arranged overdrafts are only available to those aged 18 or over, and also depend on your circumstances. You need to be aged 11 to 17 to apply for a FlexOne account.

Nationwide Building Society is authorised by the Prudential Regulation Authority and regulated by the Financial Conduct Authority and the Prudential Regulation Authority under registration number 106078. You can confirm our registration on the FCA's website, **[fca.org.uk](https://www.fca.org.uk)**

Nationwide Building Society. Head Office: Nationwide House, Pipers Way, Swindon, Wiltshire SN38 1NW.

P2205 (February 2022)